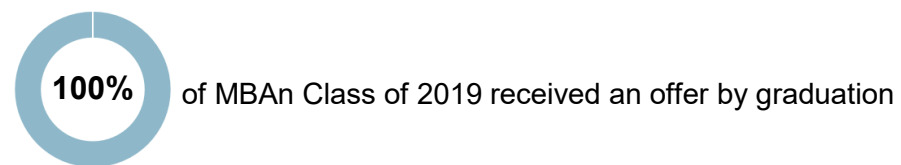




MIT Sloan's Master of Business Analytics (MBAn) program answers the industry's demand for highly analytical graduates who can manage modern data science to solve critical business challenges.



## MASTER OF BUSINESS ANALYTICS EMPLOYMENT HIGHLIGHTS



### SALARY SUMMARY

**\$122,627** Average Base Salary<sup>1</sup>

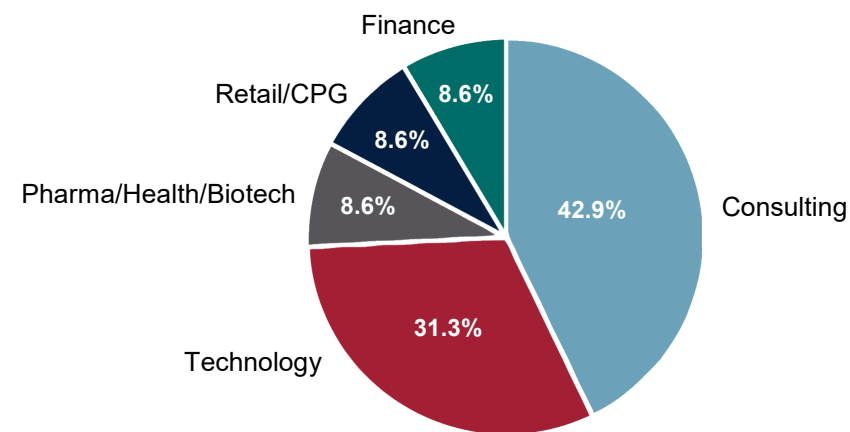
<sup>1</sup> 97% of students accepting an offer provided compensation data.

### SIGNING BONUS

**\$20,682** Average Guaranteed Bonus Compensation<sup>2</sup>

<sup>2</sup> 65% of students accepting an offer and providing usable salary data reported receiving a signing bonus.

### ACCEPTED OFFERS BY INDUSTRY



## FEATURED MBAn JOB ROLES

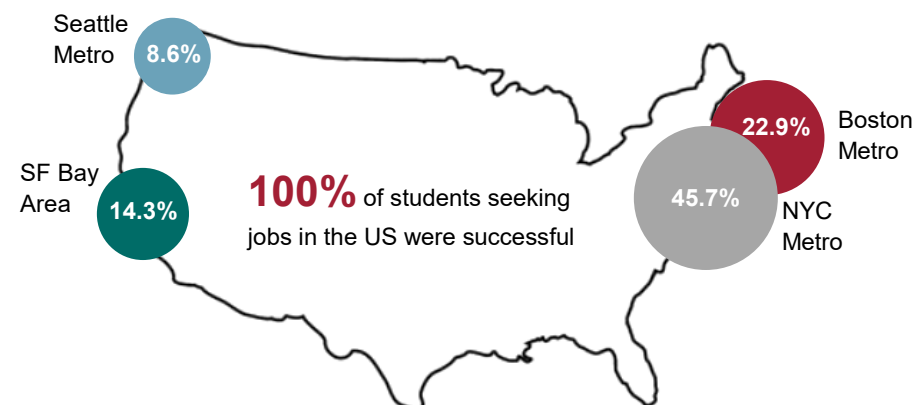
Analytics Fellow	Machine Learning Engineer
Applied Machine Learning Scientist	Product Analyst
Data Analyst	Product Manager
Data Science Consultant	Senior Data Science Analyst
Data Scientist	

## EMPLOYERS OF MBAn CLASS OF 2019

<b>BCG GAMMA (8)<sup>1</sup></b>	<b>Grubhub</b>
<b>McKinsey &amp; Company (5)</b>	<b>Lyft</b>
Includes <b>QuantumBlack</b>	<b>MFS Investment Management</b>
<b>Amazon (3)</b>	<b>Mount Sinai Health Systems</b>
<b>End-to-End Analytics (2)</b>	<b>Palantir</b>
<b>3M</b>	<b>Point72 Asset Management</b>
<b>Abnormal Security</b>	<b>pymetrics</b>
<b>BlackRock</b>	<b>SingleCare</b>
<b>CVS Health</b>	<b>Sotheby's</b>
<b>Dropbox</b>	<b>Stitch Fix</b>
<b>Google</b>	<b>Uber</b>

<sup>1</sup> Parentheses indicate multiple hires.

## TOP LOCATIONS OF ACCEPTED U.S. OFFERS



## CLASS OF 2019 PROFILE DATA

### CLASS PROFILE

Number of Candidates	44
U.S. Citizens/Permanent Residents	39%
International	61%
Countries Represented	14
Women	41%
Median GRE Quantitative	168
Average Undergraduate GPA (out of 4.0)	3.9
Average Full-Time Work Experience <sup>2</sup>	21 months

<sup>2</sup> Includes internships.

### EMPLOYMENT PROFILE

	COUNT	%
<b>Total</b>	<b>44</b>	<b>100%</b>
Seeking	35	79.5%
Not Seeking	9	20.5%
Sponsored and Returning	7	15.9%
Starting a Business	1	2.3%
Continuing Education (PhD)	1	2.3%

# MASTER OF BUSINESS ANALYTICS FULL-TIME EMPLOYMENT DATA

## CLASS OF 2019 BASE SALARY BY INDUSTRY

INDUSTRY	%	MEAN	MEDIAN	LOW	HIGH
Consulting	42.9%	\$112,400	\$120,000	\$60,000 <sup>1</sup>	\$160,000
Technology	31.3%	\$140,200	\$140,000	\$110,000	\$190,000
Finance	8.6%	\$119,000	\$117,000	\$100,000	\$140,000
Retail/CPG	8.6%	\$128,104	\$120,000	\$109,313	\$155,000
Pharma/Health/Biotech	8.6%	\$113,333	\$110,000	\$90,000	\$140,000

<sup>1</sup> Denotes international compensation.

## CLASS OF 2019 BASE SALARY BY FUNCTION

FUNCTION	%	MEAN	MEDIAN	LOW	HIGH
Data Science	77.2%	\$123,826	\$120,000	\$60,000	\$190,000
Consulting / Strategic Planning	11.4%	\$114,000	\$100,000	\$96,000	\$160,000
Business Analytics	5.7%	- <sup>2</sup>	-	-	-
Other <sup>3</sup>	5.7%	- <sup>2</sup>	-	-	-

<sup>2</sup> Dash indicates fewer than three people, or less than 1% reported unique salary values.

<sup>3</sup> Other includes Product Manger and Finance functions.

## JOB ACCEPTANCES BY REGION

REGION	%	MEAN	MEDIAN	LOW	HIGH
USA	<b>94.3%</b>	<b>\$124,666</b>	<b>\$120,000</b>	<b>\$90,000</b>	<b>\$190,000</b>
NYC Metro	45.7%	\$125,000	\$120,000	\$90,000	\$155,000
Boston Metro	22.9%	\$109,571	\$110,000	\$100,000	\$120,000
SF Bay Area	14.3%	\$135,200	\$120,000	\$96,000	\$190,000
Seattle Metro	8.6%	\$145,667	\$148,000	\$140,000	\$149,000
Other	2.8%	- <sup>4</sup>	-	-	-
International	<b>5.7%</b>	<b>-<sup>4</sup></b>	<b>-</b>	<b>-</b>	<b>-</b>

<sup>4</sup> Dash indicates fewer than three people, or less than 1% reported unique salary values.

## SOURCE OF OFFER

SCHOOL FACILITATED	59.4%	STUDENT FACILITATED	40.6%
Capstone, Career Fair, Data Trek, Faculty Referral		Contacted Directly, LinkedIn, Personal Network	

## MBAAn ANALYTICS CAPSTONE

The **Analytics Capstone Project** is a core component of the MBAAn program, giving students real-world experience solving data challenges from organizations around the world.

Dedicated teams of students use analytical tools to solve key business challenges and present applicable solutions at the completion of the 7-month capstone project.

## 2019 CAPSTONE COMPANIES

**AB InBev**

**BCG GAMMA**

**Coca-Cola / Arca Continental**

**General Motors**

**GroupM**

**IBM Watson**

**MBTA**

**MFS Investment Management**

**MIT Lincoln Laboratory**

**Quest Diagnostics**

**Rapid7**

**Rue Gilt Groupe**

**StubHub**

**Swiss Re**

**Tripadvisor**

**Unilever**

**Walmart**

**Wayfair**



# MASTER OF BUSINESS ANALYTICS CONTACTS

## Career Development Office

Tracy Wishon

MBA Career Advisor

[twishon@mit.edu](mailto:twishon@mit.edu)

1-617-258-9623

## Master of Business Analytics Program Office

Michelle Li

Director

[limi@mit.edu](mailto:limi@mit.edu)

1-617-324-7764



### Accuracy in Reporting Employment Statistics

The MIT Sloan School of Management adheres to the MBA Career Services & Employer Alliance (MBA CSEA) Standards for Reporting Employment Statistics ([mbacsea.org](http://mbacsea.org)). Conformance to this business school industry standard ensures accurate and comparable employment data. Currently, the majority of the leading MBA programs adhere to these accepted reporting standards. MIT Sloan takes a leadership role to promote the importance of accurate and comparable employment and salary statistics to prospective students and employers.

### Nondiscrimination Policy: Commitment to Equal Opportunity

The Massachusetts Institute of Technology is committed to the principle of equal opportunity in education and employment. The Institute prohibits discrimination against individuals on the basis of race, color, sex, sexual orientation, gender identity, pregnancy, religion, disability, age, genetic information, veteran status, or national or ethnic origin in the administration of its educational policies, admissions policies, employment policies, scholarship and loan programs, and other Institute administered programs and activities; the Institute may, however, favor US citizens or residents in admissions and financial aid.\*

The Vice President for Human Resources is designated as the Institute's Equal Opportunity Officer. Inquiries concerning the Institute's policies, compliance with applicable laws, statutes, and regulations, and complaints may be directed to Ramona Allen, Vice President for Human Resources, Building NE49-5000, 617-324-5675. In addition, inquiries about Title IX (which prohibits discrimination on the basis of sex) may be directed to the Institute's Title IX coordinator, Sarah Rankin, Room W31-223, 617-324-7526, [titleIX@mit.edu](mailto:titleIX@mit.edu). Inquiries about the laws and about compliance may also be directed to the US Department of Education, Office for Civil Rights, Region I, 5 Post Office Square, 8th Floor, Boston, MA 02109-3921, 617-289-0111, [OCR.Boston@ed.gov](mailto:OCR.Boston@ed.gov).

\* The ROTC programs at MIT are operated under Department of Defense (DoD) policies and regulations, and do not comply fully with MIT's policy of nondiscrimination with regard to gender identity. MIT continues to advocate for a change in DoD policies and regulations concerning gender identity, and is committed to providing alternative financial assistance under a needs-based assessment to any MIT student who loses ROTC financial aid because of these DoD policies and regulations.

