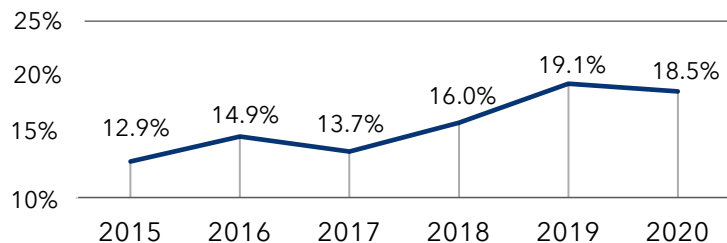


# Finance Industry Insights

Information from **MBA** and **LGO** Employment Offer Surveys. Data from 2018-2020 unless otherwise noted.

This is an educational resource for staff and student use only.

## Percent of Class Accepting Opportunities in Finance



## Top Locations of Accepted Offers

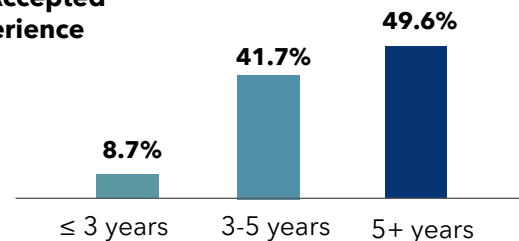
United States of America	234	Brazil	2
United Kingdom	12	Mexico	2
Hong Kong	10	Peru	2
China	3	Singapore	2
Colombia	3		

## Full-Time Base Salary<sup>1</sup>

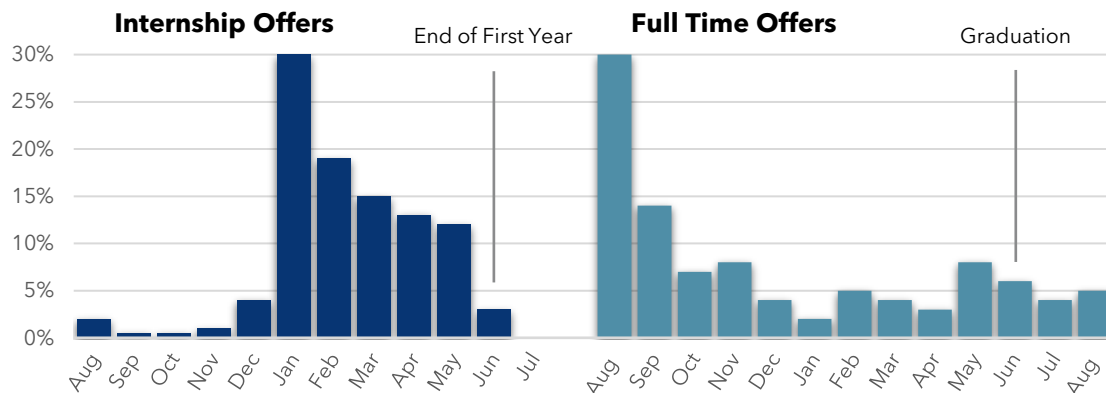
	MEAN	MEDIAN	LOW	HIGH
All	\$129,900	\$125,000	\$60,000	\$230,000
USA	\$132,600	\$125,000	\$60,000	\$230,000
Rest of World	\$116,600	\$120,000	\$60,000	\$185,000

<sup>1</sup> All countries outside the US aggregated as "Rest of World" to provide compensation rates above our minimum 3 offer threshold standard for reporting.

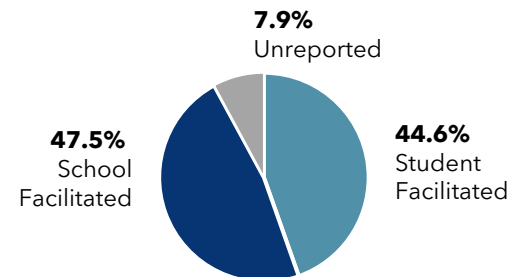
## Finance Offers Accepted by Years of Experience



## Timing of Accepted Offer - Date Received



## Source of Full-Time Offer



**39%** of those who accepted a Finance offer received it through their summer internship