



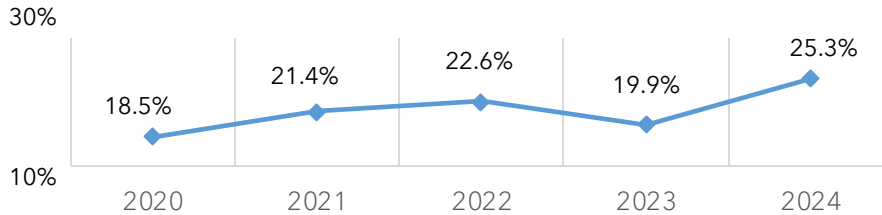
Finance Industry Hiring Trends

This is an educational resource for staff and student use only.

Information from **MBA** and **LGO** Employment Offer Surveys.
Data from 2022-2024 unless otherwise noted.



Percent of Class Accepting Opportunities in Finance

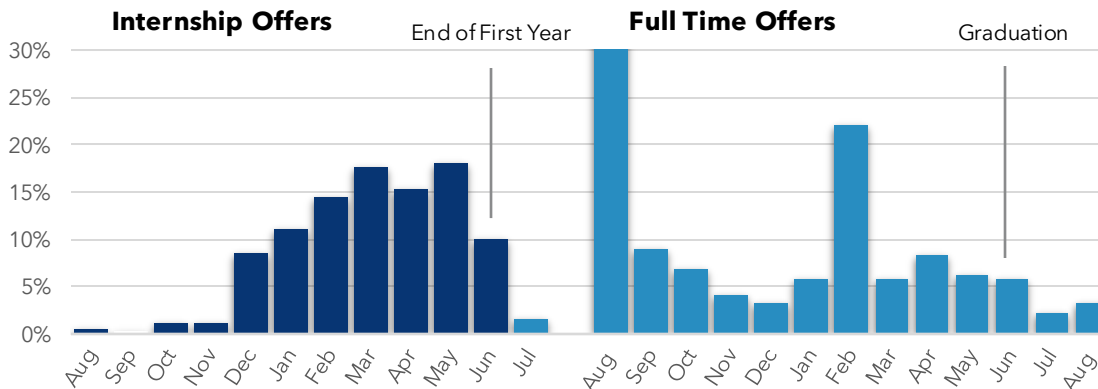


Full-Time Base Salary¹

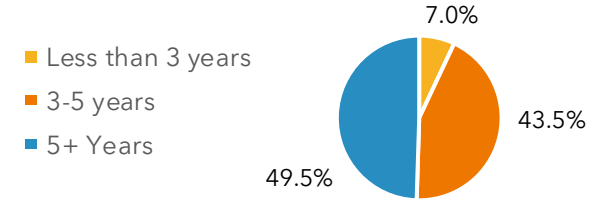
	Mean	Median	25 th Percentile	75 th Percentile
All	\$171,062	\$175,000	\$150,000	\$180,000
USA	\$172,839	\$175,000	\$156,250	\$180,750
Rest of World	\$155,458	\$136,000	\$125,000	\$162,500

¹ All countries outside the US aggregated as "Rest of World" to provide compensation rates above our minimum 3 offer threshold standard for reporting.

Timing of Accepted Offer - Date Received



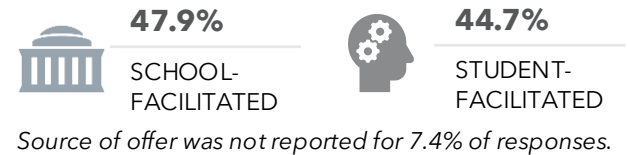
Finance Offers Accepted by Years of Experience



Top Locations of Accepted Offers

Count	Location
170	United States of America
11	United Kingdom
2	Chile
2	Singapore

Source of Full-Time Offer



Return Offers

49% OF THOSE WHO ACCEPTED A FULL-TIME FINANCE OFFER RECEIVED IT THROUGH THEIR SUMMER INTERNSHIP